

Pheasey Park Farm Performance Data 2021-2022

Key stage 2

Progress in reading, writing and maths

Reading

Number of pupils = 83

Pupils with adjusted scores = 0

Progress score 0.01

Confidence interval
-1.3 to 1.4

Writing

Number of pupils = 83

Pupils with adjusted scores = 2

Progress score -0.70

Confidence interval
-2.0 to 0.6

Maths

Number of pupils = 83

Pupils with adjusted scores = 0

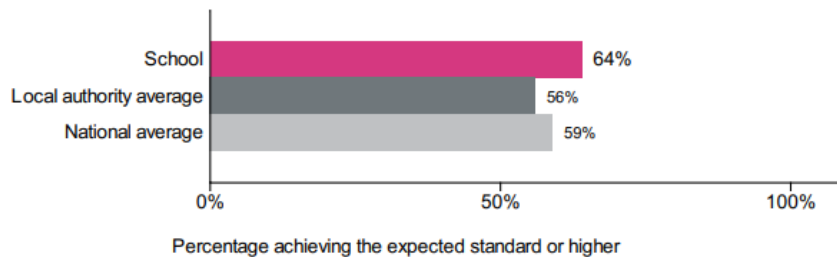
Progress score 1.20

Confidence interval
-0.1 to 2.5

Reading, writing and maths combined


Percentage of pupils achieving the expected standard or higher

Number of pupils = 87



Percentage of pupils achieving the higher standard

Number of pupils = 87



	Progress (NA)	PPF Expected Standard	National Average Expected Standard	PPF Greater depth Standard	National Average Greater depth Standard	Average scale score (NA)
Reading	0.01 (0.04)	85%	74%	24%	28%	105.1 (104.8)
Writing	-0.07 (0.05)	68%	69%	10%	13%	
Maths	1.20 (0.04)	83%	71%	23%	22%	105.1 (103.8)
Grammar, Spelling and Punction		82%	72%	24%	28%	105.5 (105.1)
Science		80%	79%			

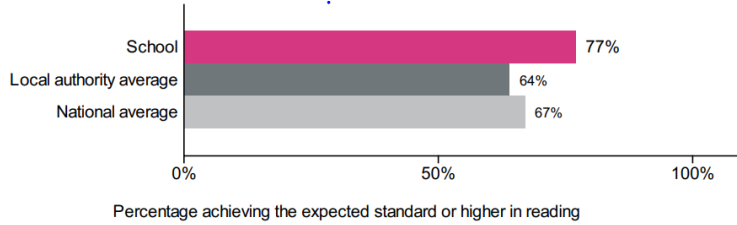
Pheasey Park Farm Performance Data 2021-2022

Key stage 1

This is provisional data for 2021/22.

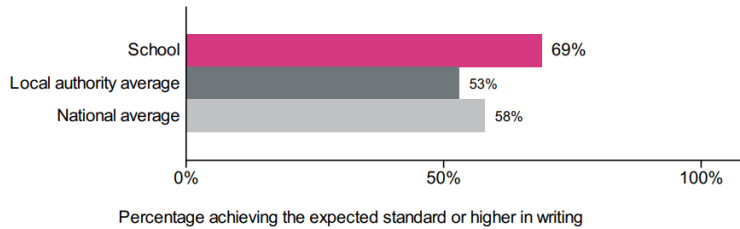
Percentage achieving the expected standard or higher in reading

Number of pupils = 88



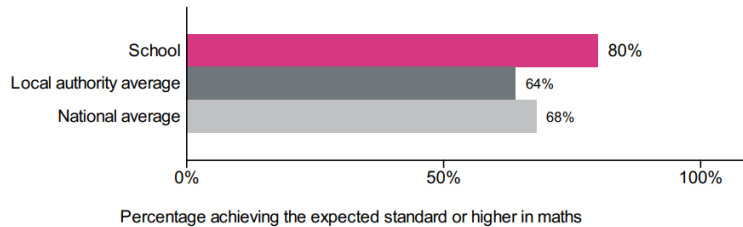
Percentage achieving the expected standard or higher in writing

Number of pupils = 88



Percentage achieving the expected standard or higher in maths

Number of pupils = 88



Year 1 Phonics

Percentage achieving the expected standard in phonics

Number of pupils = 79

